



Landscaping

Branch Network

Antrim

Springfarm Ind Estate
BT41 4NT
T 028 9448 1352

Belfast Rosetta

72 Knockbreda Road
BT6 0JB
T 028 9064 1235

Craigavon

42A Seagoe Ind Estate
BT63 5QE
T 028 3833 5723

L'Derry

Unit 2B Altinagelvin Ind Estate
BT47 2ED
T 028 7134 8348

Ballymoney

24 Ballybrakes Road
BT53 6LQ
T 028 2766 4742

Belfast MacBlair Paint

93 York Road
BT15 3GY
T 028 9075 1217

Downpatrick

20 Church Street
BT30 6ER
T 028 4461 6325

Douglas Isle of Man

Unit 5 Middle River Ind Estate
IM2 1AL
T 016 2467 1118

Bangor

70 Balloo Road
BT19 7PG
T 028 9127 1792

Coleraine MacBlair Plumbing

5 Loguestown Ind Estate
BT52 2NS
T 028 7034 4422

Eglinton

15 Killylane Road
BT47 3DW
T 028 7181 0233

Belfast Boucher

4 Balmoral Road
BT12 6QA
T 028 9055 1379

Coleraine

5 Loguestown Ind Estate
BT52 2NS
T 028 7034 4751

Larne

52 Circular Road
BT40 3AB
T 028 2827 2031

Belfast Duncrue

42-44 Duncrue Crescent
BT3 9BW
T 028 9037 0357

Cookstown

Sandholes Road
BT80 9AR
T 028 8676 2211

Lisburn

5 Brookmount Road
BT28 2TD
T 028 9262 1559

MacBlairCivils

Belfast Boucher

MacBlairPlumbing

Antrim

Bangor

Belfast Boucher

Belfast Duncrue

Coleraine

Cookstown

Eglinton

Larne

MacBlairHire

Antrim

Bangor

Belfast Boucher

Belfast Duncrue

watershed
BATHROOMS & TILES

Antrim

Bangor

Belfast Boucher

Coleraine

Cookstown

Eglinton

Larne

MacBlair

Your **LOCAL** Builders' Merchant

Find your **LOCAL** branch at

MacBlair.com



Tegula Paving 50mm

570000	175mm x 140mm x 50mm Bracken
570002	175mm x 140mm x 50mm Heather
570007	175mm x 140mm x 50mm Charcoal
570030	175mm x 140mm x 50mm Natural
570004	175mm x 140mm x 50mm Cedar
570801	175mm x 140mm x 50mm Slate
570001	140mm x 140mm x 50mm Bracken
570003	140mm x 140mm x 50mm Heather
570006	140mm x 140mm x 50mm Charcoal
570052	140mm x 140mm x 50mm Natural
570005	140mm x 140mm x 50mm Cedar
570800	140mm x 140mm x 50mm Slate

Tegula Paving 60mm

570042	208mm x 173mm x 60mm Bracken
570040	208mm x 173mm x 60mm Heather
570044	208mm x 173mm x 60mm Charcoal
570802	208mm x 173mm x 60mm Natural
570808	208mm x 173mm x 60mm Cedar
570810	208mm x 173mm x 60mm Slate
570043	173mm x 173mm x 60mm Bracken
570041	173mm x 173mm x 60mm Heather
570045	173mm x 173mm x 60mm Charcoal
570803	173mm x 173mm x 60mm Natural
570809	173mm x 173mm x 60mm Cedar
570811	173mm x 173mm x 60mm Slate

Provides a naturally weathered appearance.
60mm Tegula is ideal for driveways.



BRACKEN




HEATHER



CHARCOAL



NATURAL



CEDAR



SLATE



Heather



Tegula Paving Setts

570009	50mm Bracken
570012	50mm Heather
570011	50mm Charcoal
570010	50mm Natural
570013	50mm Golden

570018	60mm Bracken
570016	60mm Heather
570015	60mm Charcoal
570014	60mm Natural
570017	60mm Golden


The ideal product for bordering any Tobermore Paving. Tegula Setts are 90mm wide and come in 6 different lengths which are supplied randomly in a bag.



Tegula Paving Circle (6 Row) Covers 1.76m²

570020	50mm Bracken
570019	50mm Heather
570021	50mm Charcoal
570817	50mm Natural
570818	50mm Cedar
570022	50mm Golden

570024	60mm Bracken
570023	60mm Heather
570025	60mm Charcoal
570819	60mm Natural
570820	60mm Cedar
570026	60mm Golden




1.5m Diameter. Use Tegula Setts to extend the diameter.



Heather



Bracken




Bracken

Shannon Paving

570821	208mm x 173mm x 50mm Bracken
570078	208mm x 173mm x 50mm Heather
300207	208mm x 173mm x 50mm Charcoal
570812	208mm x 173mm x 50mm Natural
300206	208mm x 173mm x 50mm Brindle

570048	208mm x 173mm x 60mm Bracken
570049	208mm x 173mm x 60mm Heather
300208	208mm x 173mm x 60mm Charcoal
570823	208mm x 173mm x 60mm Natural
300205	208mm x 173mm x 60mm Brindle



BRACKEN

HEATHER

CHARCOAL

NATURAL

BRINDLE

Pedesta Paving

570036	200mm x 100mm x 60mm Bracken
570037	200mm x 100mm x 60mm Heather
570033	200mm x 100mm x 60mm Charcoal
570038	200mm x 100mm x 60mm Golden
570039	200mm x 100mm x 60mm Brindle
570035	200mm x 100mm x 60mm Red

*Also available in 200mm x 100mm x 50mm

Highly versatile rectangular paving.



BRACKEN

HEATHER

CHARCOAL

GOLDEN

BRINDLE

RED

Retro Paving

570057	190mm x 50mm x 60mm Heather
570058	190mm x 50mm x 60mm Bracken

Offers the warm, aged appearance of vintage cobbles.



HEATHER

BRACKEN



Sandstone

Mayfair Granite Paving

- 570029 400mm x 400mm x 40mm Sandstone
- 570008 400mm x 400mm x 40mm Graphite
- 570028 400mm x 400mm x 40mm Silver
- 570027 400mm x 400mm x 40mm Rose
- 570079 400mm x 400mm x 40mm Russet

Manufactured using granite aggregates to provide a textured granite finish.



SANDSTONE



GRAPHITE



SILVER



ROSE



RUSSET



Granite


Sienna Granite 6 Row Circle

- 570923 1.5m Dia x 60mm Sandstone
- 570921 1.5m Dia x 60mm Graphite
- 570920 1.5m Dia x 60mm Silver

Sienna Granite Paving Setts

- 570911 60mm Sandstone
- 570910 60mm Graphite
- 570830 60mm Silver

Setts with a granite finish. Can be used to border any Tobermore paving.



SANDSTONE



GRAPHITE



SILVER



Bracken

Historic Paving Pack 10.8m²


- 9820 Mixed Pack 50mm Slate
- 9821 Mixed Pack 50mm Bracken

Each pack contains 5 different sizes of flag.


Historic Circle

- 570831 2.4m Dia x 50mm Slate
- 570832 2.4m Dia x 50mm Bracken

Provides the look and texture of traditional natural stone. The perfect compliment to Historic Paving.



SLATE



BRACKEN



Golden



Golden



Natural

Textured Paving Flag

- 570063 400mm x 400mm x 32mm Red
- 570064 400mm x 400mm x 32mm Golden
- 570065 400mm x 400mm x 32mm Charcoal
- 570066 400mm x 400mm x 32mm Natural

Granular surface finish and mellow colours make this a popular range.

Riven Paving Flag

- 570072 400mm x 400mm x 32mm Rust
- 570073 400mm x 400mm x 32mm Golden
- 570074 400mm x 400mm x 32mm Charcoal
- 570075 400mm x 400mm x 32mm Natural

Provides the rugged look of natural stone.

Smooth Paving Flag

- 570059 400mm x 400mm x 32mm Red
- 570060 400mm x 400mm x 32mm Golden
- 570061 400mm x 400mm x 32mm Charcoal
- 570062 400mm x 400mm x 32mm Natural

Offers a tough durable surface finish with a high slip resistance.



RED GOLDEN CHARCOAL NATURAL



RUST GOLDEN CHARCOAL NATURAL



RED GOLDEN CHARCOAL NATURAL



Heather

Kerbsett

599863	190mm x 160mm x 100mm Bracken
570091	190mm x 160mm x 100mm Heather
570090	190mm x 160mm x 100mm Charcoal
570904	190mm x 160mm x 100mm Brindle

A simple flexible alternative to traditional concrete kerbs.
10 kerbs per M.
Various Corner, Transition, Drop and End Blocks available.



BRACKEN



HEATHER



CHARCOAL



BRINDLE



Rumbled finish provides a unique aged appearance Charcoal

Kerbstone Rumbled

570069	104mm x 173mm x 80mm Bracken
570067	104mm x 173mm x 80mm Heather
570096	104mm x 173mm x 80mm Charcoal
570031	104mm x 173mm x 80mm Natural
570070	190mm x 160mm x 100mm Bracken
570068	190mm x 160mm x 100mm Heather
570097	190mm x 160mm x 100mm Charcoal
570076	190mm x 160mm x 100mm Natural



BRACKEN



HEATHER



CHARCOAL



NATURAL



A versatile option with a smooth surface which is available in several colours and in 2 sizes.

Charcoal

Step Riser Smooth

570077	104mm x 173mm x 80mm Bracken
570053	104mm x 173mm x 80mm Heather
570055	104mm x 173mm x 80mm Charcoal
570835	104mm x 173mm x 80mm Natural
570032	190mm x 160mm x 100mm Bracken
570054	190mm x 160mm x 100mm Heather
570056	190mm x 160mm x 100mm Charcoal
570836	190mm x 160mm x 100mm Natural



BRACKEN



HEATHER



CHARCOAL



NATURAL



Bracken




Bracken

Secura Lite Walling

3 different widths x 200mm (d) x 80mm (h)

- 571009 Bracken
- 571010 Heather
- 571008 Slate



Mortar Free Retaining wall with tapered blocks to allow for curved features to be created.
Blocks come in widths of 320mm, 280mm and 240mm.

Secura Lite Tapered Coping

310 - 255mm (w) x 240mm (d) x 70mm (h)

- 570013 Bracken
- 570012 Heather
- 570011 Slate



BRACKEN



HEATHER



SLATE

Country Stone Walling

- 570081 140mm x 105mm Bracken
- 570837 140mm x 105mm Heather
- 571021 140mm x 105mm Natural
- 571024 140mm x 105mm Cedar
- 570083 140mm x 105mm Slate

Country Stone Coping

- 570082 300mm x 208mm x 80mm Bracken
- 570838 300mm x 208mm x 80mm Heather
- 571022 300mm x 208mm x 80mm Natural
- 571025 300mm x 208mm x 80mm Cedar
- 571019 300mm x 208mm x 80mm Slate



BRACKEN



HEATHER



NATURAL



CEDAR



SLATE

Perfect for creating boundary walls and other garden features, Country Stone creates the look of a natural stone wall, which is increasingly sought after by home owners.

It provides a rugged appearance which blends perfectly with plants and shrubs in and around the home.

Country Stone can also be integrated with other materials such as facing brick or render to give a stunning natural look to any house or building. Its aesthetic qualities, cost effectiveness and ease of installation make Country Stone an ideal option for all.

Supplied in 5 varying lengths to allow walling to be built in a random pattern. All blocks 140mm high.

Typical pattern



NB

Copings are suitable where a double skin wall is being erected. Where a single wall is being erected why not use 60mm Tegula as a coping block.

SANDSTONE PAVING



Mint Calibrated Sandstone

300024	900mm x 600mm x 25mm
300025	600mm x 600mm x 25mm
300026	600mm x 300mm x 25mm
300027	300mm x 300mm x 25mm

Mint Sandstone Circle inc. Squaring Kit

300039	2.4m Dia
300040	3.0m Dia

Mint Sandstone Cobble

300028	100mm x 100mm x 50mm
--------	----------------------





Raveena

Raveena Calibrated Sandstone

300029	900mm x 600mm x 25mm
300030	600mm x 600mm x 25mm
300031	600mm x 300mm x 25mm
300032	300mm x 300mm x 25mm

Raveena Sandstone Cobble

300033	100mm x 100mm x 50mm
--------	----------------------



Grey

Grey Calibrated Sandstone

300034	900mm x 600mm x 25mm
300035	600mm x 600mm x 25mm
300036	600mm x 300mm x 25mm
300037	300mm x 300mm x 25mm

Grey Sandstone Cobble

300038	100mm x 100mm x 50mm
--------	----------------------



Black Limestone

Black Calibrated Limestone

300041	900mm x 600mm x 25mm
300042	600mm x 600mm x 25mm
300043	600mm x 300mm x 25mm
300044	300mm x 300mm x 25mm

Popular for hearths and steps as well as patios!

Black Limestone Cobble

300045	100mm x 100mm x 50mm
--------	----------------------



Our branches now stock Natural Stone paving which has become increasingly popular with home owners. Complimentary products such as cobbles and circles are also available (Circles available in Mint only). All our Sandstone and Limestone paving is calibrated to ensure consistent thickness, making it faster and easier to lay. Please note Sandstone and Limestone should be laid in mortar. Narrow Joints should be to the surface.

SOLID GRANITE PAVING



Granite with
Black Pearl Cobbles

Available in 3 sizes our solid granite paving is the perfect choice for contemporary or traditional buildings.

Granite Paving is highly durable and is therefore suitable for areas with a high level of foot traffic.

Our granite paving is flame finished which ensures a decorative texture while retaining the granites natural colouration.

The sawn edges allow flags to be butt jointed.

It is recommended that granite paving is laid with textured side up in order to highlight the crystalline appearance of the paving, and also to offer increased slip resistance.

In order to avoid damp patches on granite flags, some paving contractors will recommend sealing the bottom of the flags with SBR bond, which is available in all our branches.

Silver Granite Paving

300047	600mm x 600mm x 30mm
300046	600mm x 300mm x 30mm
300048	300mm x 300mm x 30mm

Silver Granite Cobble

300049	100mm x 100mm x 50mm
--------	----------------------

Black Pearl Granite Cobble

300050	100mm x 100mm x 50mm
--------	----------------------




Cashel



CASHEL



KILLYLEAGH



SLATE



BURREN


Suitable for driveways, Country Cobble is a versatile, low maintenance product that creates the look of reclaimed paving.

Country Cobble Paving

570524	200mm x 150mm x 60mm Cashel
570525	150mm x 150mm x 60mm Cashel
570526	100mm x 150mm x 60mm Cashel
570530	200mm x 150mm x 60mm Killyleagh
570531	150mm x 150mm x 60mm Killyleagh
570532	100mm x 150mm x 60mm Killyleagh
570533	200mm x 150mm x 60mm Slate
570534	150mm x 150mm x 60mm Slate
570535	100mm x 150mm x 60mm Slate
570539	200mm x 150mm x 60mm Burren
570540	150mm x 150mm x 60mm Burren
570541	100mm x 150mm x 60mm Burren

Country Cobble Setts

570543	50mm Slate
570546	60mm Slate



Slate



Slate

Rumbled Paving Circles (9 Row) Covers 7.56m²

571028 60mm Cashel

571027 60mm Slate

Circle Diameter 3.1m.



CASHEL



SLATE



Burren

Boulevard Paving

570550 200mm x 150mm x 60mm Cashel

570553 200mm x 150mm x 60mm Killeagh

570551 200mm x 150mm x 60mm Slate

570556 200mm x 150mm x 60mm Burren


Low maintenance paving with subtle colour blends that provide a clean, contemporary look.



CASHEL



KILLYLEAGH



SLATE



BURREN



Crieve Mix

Rectangular Paving

- 570558 200mm x 100mm x 60mm Slate
- 570560 200mm x 100mm x 60mm Red
- 570562 200mm x 100mm x 60mm Crieve Mix

'The' original block paving. Highly durable. Suitable for driveways.



SLATE



RED



CRIEVE MIX



Slaney

River Stone Paving

- 570645 200mm x 150mm x 60mm Blackwater
- 570647 200mm x 150mm x 60mm Glenarm
- 570648 200mm x 150mm x 60mm Slaney

River Stone's unique gentle rippled surface provides depth and character.



BLACKWATER



GLENARM



SLANEY



Silver




Sandstone


Plaza Paving

- 570649 300mm x 150mm x 60mm Slate
- 570650 150mm x 150mm x 60mm Slate
- 570651 300mm x 150mm x 60mm Silver
- 570653 150mm x 150mm x 60mm Silver

Combines a contemporary appearance with a durable, non-slip surface.



SLATE



SILVER

Plaza Paving Flags

- 570702 400mm x 400mm x 50mm Slate
- 570701 400mm x 400mm x 50mm Silver
- 570700 400mm x 400mm x 50mm Sandstone

Natural aggregates are used to provide a textured surface.




SLATE



SILVER



SANDSTONE




Terrapave Textured Paving Flags

570672	400mm x 400mm x 50mm Rimini
570673	400mm x 400mm x 50mm Verona
570674	400mm x 400mm x 50mm Milano
570687	600mm x 400mm x 50mm Rimini
570688	600mm x 400mm x 50mm Verona
570689	600mm x 400mm x 50mm Milano

Premium textured paving finished with granite to offer a durable and aesthetically pleasing solution.



RIMINI



VERONA



MILANO



Terrapave Ground Paving Flags

570677	400mm x 400mm x 50mm Rimini
570678	400mm x 400mm x 50mm Verona
570679	400mm x 400mm x 50mm Milano
570682	600mm x 400mm x 50mm Rimini
570683	600mm x 400mm x 50mm Verona
570684	600mm x 400mm x 50mm Milano

Premium paving finished with striking granite and a smooth, polished ground surface.



RIMINI



VERONA




MILANO




Manor Stone Paving Pack 15.6m²

570658	Mixed Pack 50mm Blackwater
570659	Mixed Pack 50mm Camborne


Each pack contains four sizes of riven flag, all of which are 315mm wide and 50mm deep.



BLACKWATER



CAMBOURNE



Silver



Grey




Sandstone

Canterra Paving Flags

- 570123 400mm x 400mm x 40mm Slate
- 570125 400mm x 400mm x 40mm Silver
- 570122 400mm x 400mm x 40mm Sandstone
- 570660 600mm x 400mm x 40mm Slate
- 570661 600mm x 400mm x 40mm Silver
- 570662 600mm x 400mm x 40mm Sandstone

Enhanced by a curled surface finish, these flags have a high quality glazed appearance.



SLATE

SILVER

SANDSTONE

Riven Paving Flags

- 570117 400mm x 400mm x 40mm Slate
- 570116 400mm x 400mm x 40mm Sandstone
- 570115 400mm x 400mm x 40mm Grey

A cost effective visually appealing range.



SLATE

SANDSTONE

GREY

Bevelled Edge Paving Flags

- 570107 400mm x 400mm x 40mm Slate
- 570106 400mm x 400mm x 40mm Sandstone
- 570105 400mm x 400mm x 40mm Grey
- 570108 400mm x 400mm x 40mm Terracotta

An economical, hard wearing option with a smooth, non-slip finish



SLATE

SANDSTONE

GREY

TERRACOTTA



Bull Kerb

- 571200 200mm x 127mm x 100mm Slate *Rumbled*
571205 200mm x 127mm x 100mm Slate *Unrumbled*

Available in Rumbled and Unrumbled Finishes. 10 Kerbs per M.



Kerb Wall Unit

- 571210 200mm x 150mm x 80mm Slate *Rumbled*

N.B.

Both these Kerbs can also be used as Step Risers.



Bayfield Walling Block

- 570663 435mm (w) x 250mm (d) x 150mm (h) Cashel
570666 435mm (w) x 250mm (d) x 150mm (h) Basalt
570691 435mm (w) x 250mm (d) x 150mm (h) Canaletto

Bayfield Walling Corner Step/Step Block

- 570664 435mm (w) x 218mm (d) x 150mm (h) Cashel
570667 435mm (w) x 218mm (d) x 150mm (h) Basalt
570692 435mm (w) x 218mm (d) x 150mm (h) Canaletto

Bayfield Coping

- 570665 200mm (w) x 300mm (d) x 75mm (h) Cashel
570690 200mm (w) x 300mm (d) x 75mm (h) Basalt
570693 200mm (w) x 300mm (d) x 75mm (h) Canaletto

Mortar free retaining wall with tapered blocks to allow curved features to be created. Bayfield walling can be built up to 0.9m high. There are 15.4 blocks per M².



CASHEL



BASALT



CANALETTO

CONCRETE PRODUCTS



Concrete Flag Grey

243800 600mm x 600mm x 50mm

243801 900mm x 600mm x 50mm



Dwarf Walling

558556 915mm x 380mm x 90mm



Concrete Saddleback Coping

243944 150mm x 48mm x 590mm

243945 175mm x 70mm x 906mm

244148 232mm x 60mm x 902mm

243950 302mm x 60mm x 945mm



Concrete Garden Edge Square Top

243957 915mm x 150mm x 50mm

Concrete Garden Edge Round Top

243802 915mm x 150mm x 50mm



Concrete Pillar Caps

558527 215mm x 215mm

244113 300mm x 300mm

244170 400mm x 400mm

244119 450mm x 450mm

243919 560mm x 560mm

558521 660mm x 660mm



Belfast Concrete Gully Surround

243913 360mm x 290mm



Concrete Water Channel Open

558558 600mm x 150mm x 50mm



Pink Pebbles

290604 Jumbo Bag 20mm
 290603 25Kg Bag 20mm
 290747 Jumbo Bag 12mm
 290600 25Kg Bag 12mm



Golden Gravel

290631 Jumbo Bag 20mm
 290630 25Kg Bag 20mm



Slate Mulch Pebbles Plum

290614 Jumbo Bag Mixed Sizes
 290613 25Kg Bag Mixed Sizes



Scottish Beach Pebbles

291030 Jumbo Bag 20-30mm
 290615 25Kg Bag 20-30mm




Autumn Blend Pebbles

290623 Jumbo Bag 20mm
 290622 25Kg Bag 20mm



Islandmore Mix

290677 Jumbo Bag Mixed Sizes
 290676 25Kg Bag Mixed Sizes



Aco GroundGuard Reinforcement Grid

267274 585mm x 395mm x 38mm



Each grid covers 0.23m²



LAWNS & GRASS



Ground breaking technology. V shape yarn creates a more hard wearing resilient product. Suitable for children, pets and high footfall areas.

Easigrass Mayfair V Yarn

539100 32mm Pile



Best seller, most popular choice. 32mm pile with built in beige root tone. Most realistic looking artificial grass on market. Suitable for families and small children.

Easigrass Mayfair

539101 32mm Pile



Softest artificial grass in the range. Chelsea Flower Show Gold Winner for realistic properties and amazing feel. Ideal for Balconies, Terraces, Front Gardens and low-medium footfall areas.

Easigrass Chelsea Super Soft

539102 30mm Pile

easigrass™
the artificial grass company


SEE OUR NEW RANGE OF AWARD WINNING ARTIFICIAL GRASS IN STORE



A less dense equivalent to Mayfair. Built in beige root zone and dual tone yarn. Ideal for back/front gardens, schools, nurseries, play parks, balconies and larger landscaped areas.

Easigrass Knightsbridge

539103 25mm Pile



Fantastic value for money. Built in beige root zone and dual tone yarn. Ideal for front/back gardens, schools, nurseries, play parks, balconies and larger landscaped areas. Suitable for pets, children, families and high footfall areas.

Easigrass City Grass

539104 22mm Pile



Fantastic multi use product. Texturised yarn. Ideal for professional golfing, tennis courts, hockey and other sporting areas. Suitable for families, children and sports facilities.

Easigrass Multi Play

539105 15mm Pile

**BIG BAG
MASSIVE
SAVINGS**

Westland Mini Chipped Bark Bulk Bag

12500 2000L



Top Soil Jumbo Bag 616982



Lawn Seed

12502 10Kg



HexDrain Channel 1m
267200



HexDrain Brickslot Channel 1m
267204



RainDrain Channel with Galvanised Grate
267361



Aco Hexdrain Corner
267201 125mm x 125mm Black
Grate



Aco Hexdrain Brickslot Corner
267205



Aco Hexdrain Accessory Bag
267202 2 x End Caps
1 x Vertical Outlet 110mm
1 x Leaf Guard




**Aco Raindrain Closing
End Cap**
267249



Landscaping Fabric
270931 1m x 15m
622252 2m x 100m

MANHOLE COVERS



**Manhole Cover
Square Polyprop**
242619 450mm



**Manhole Cover
Round Polyprop**
267734 450mm




Chameleon Cover
267812 450mm



Manhole Cover Recessed 5.0T GPW


267729	300mm x 300mm
267730	450mm x 450mm
267732	600mm x 450mm
267733	600mm x 600mm



Manhole Cover Pavior 10.0T GPW

267735	300mm x 300mm x 80mm *
267822	450mm x 450mm x 80mm
267821	600mm x 450mm x 80mm
267820	600mm x 600mm x 80mm

*35kN load restriction. Ask in store for details.



Manhole Cover 2.5T GPW

267701	300mm x 300mm
267703	450mm x 450mm
267704	600mm x 450mm
267705	600mm x 600mm

Manhole Cover 5.0T GPW

267717	450mm x 450mm
267718	600mm x 450mm
267719	600mm x 600mm
267724	750mm x 600mm
267726	900mm x 600mm

Manhole Cover 10.0T GPW

267721	450mm x 450mm
267722	600mm x 450mm
267723	600mm x 600mm



Sand

- 290723 Building Sand 40Kg
- 290729 Jumbo Bag Building Sand
- 290743 Jumbo Bag Concrete Sand



Cut Stones

- 290725 40Kg Bag 12mm
- 240200 Jumbo Bag 12mm



Quarry Dust

- 290756 25Kg Bag
- 290727 Jumbo Bag



Fine Blinding

- 240204 Jumbo Bag



Dried Sand

- 240203 25Kg Bag



Cement

- 288402 25Kg Bag

GROUTS, SEALERS & CLEANERS



Rompox Easy Paving Grout

554704	Neutral 15Kg
554705	Neutral 25Kg
554706	Stone Grey 15Kg
554708	Stone Grey 25Kg
554707	Basalt 15Kg
554707	Basalt 25Kg

A highly water permeable ready-mixed jointing mortar that allows almost all quantities of rainwater to seep into the ground. Suitable for Natural Stone Paving and Concrete Paving. Suitable for Pedestrian traffic. Resistant to weeds, frost and de-icing salt. Leaves no cement haze and retains its colour. Pressure and Power washer friendly. 15kg covers approximately 6m², 25Kg covers approximately 10m²



Covers 2-3M² per L

Stoneseal Natural Stone Paving Seal Sheen

425020	20L
425023	5L
425030	1L

Stoneseal Natural Stone Paving Seal Matt

425021	20L
425024	5L
425031	1L



Thompsons Patio & Block Paving Seal

425016	5L
--------	----



Larsen Brick and Patio Cleaner

293454	5L
--------	----



Gallup 360 Weed Killer

7483	5L
------	----



Sika Mould Buster

272194	5L
--------	----



Hero Paving and Decking Cleaner

58838	1L
-------	----



Sodium Hypochlorite

293614	25L
--------	-----



Deck Scrub Brush Head

72130	225mm
-------	-------

Broom Handle Pine

55716	23mm x 1.2m
-------	-------------

NB

Manufacturers instructions on cleaning their product will vary, but generally, vigorously brushing paving with a stiff bristled yard brush and plenty of hot soapy water will be sufficient.

Cleaning should be carried out at least twice every year. In between cleaning, product should be hosed down.

Note if using a pressure washer you should use it on a light setting as it can damage the surface of the paving.

Any jointing material which is removed as part of the cleaning process must be replaced.

Antrim
028 9446 7722

Bangor
028 9127 8938

Balmoral Belfast
028 9055 1382

Duncrue Belfast
028 9037 0357

MB HIRE



Micro Excavator
MICR 0.8T



Mini Tracked Narrow Dumper
MTND



Plate Compactor
COMP



4/3 Cement Mixer
CEMH



Petrol Disc Cutter
CON



Masonry Saw Bench 350mm
BGRI/SMAC



Manual Block Splitter
SCUT/BSPL



Trench Rammer
VRAM

ACCESSORIES



Spear & Jackson Irish Pattern Spade
57138



Spear & Jackson Concrete Shovel
57137



Green Builders Wheelbarrow
191707 90L



Galvanised Builders Wheelbarrow
191710 85L



Rubber Hand Mallet
61229



Spear & Jackson Long Tail Shovel
57136

TOOLS TO HELP

- Tape Measure
- Spirit Level
- Combination Square
- Chalk Line
- Safety Gloves
- Safety Goggles
- Face Mask

MEASUREMENTS & CONVERSIONS

1in = 2.54cm

E.g 8in x 2.54cm = 0.2m/20cm/200mm

12in = 1Ft

E.g 36in ÷ 12in = 3Ft

1Ft = 0.3048m

E.g 12Ft x 0.3048m = 3.66m

1Yd = 3.281Ft

E.g 22m x 3.281Ft = 72Ft

1Yd = 0.9144m

E.g 20Yd x 0.9144m = 18.29m

1m = 1000mm

E.g 10000mm ÷ 1000mm = 10m

1m = 1.094Yd

E.g 22m x 1.094m = 24.07Yd

1m² = 10.7639Ft²

E.g 20m² = 215.28Ft²

1Ft² = 0.0929m²

E.g 450Ft² x 0.0929m² = 41.8m²

1m² = 1.196Yd²

E.g 10m² = 11.96Yd²

1Yd² = 0.8361m²

E.g 125Yd² x 0.8361m² = 104.5m²

WEIGHTS

1Tne = 1000Kg

E.g 4Tne = 4000Kg

1Kg = 1000g

E.g 5Kg = 5000g

1Kg = 2.2lb

E.g 10Kg = 22 Pounds

1lb = 453.59g

E.g 20lb = 9071.8g

VOLUMES (RULE OF THUMB)

1Tne will cover 25m² at 40mm deep

1Tne will cover 20m² at 50mm deep

1Tne will cover 13m² at 75mm deep

1Tne will cover 10m² at 100mm deep

NB

In = Inch
Tne = Tonne

Ft = Foot/Feet
Kg = Kilogram

Yd = Yard
g = Gram

m = Meter
lb = Pound

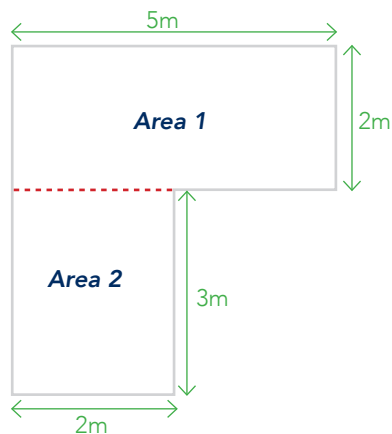
FREQUENTLY ASKED QUESTIONS

HOW TO CALCULATE THE AREA OF YOUR PATIO

- Measure the length of your patio
- Measure the width of your patio
- Multiply together to get the total area

E.g $6\text{m} \times 5\text{m} = 30\text{m}^2$

- It may be necessary to split your patio area into sections if your area is not a basic shape (see below)



Area 1
 $5\text{m} \times 2\text{m} = 10\text{m}^2$

Area 2
 $3\text{m} \times 2\text{m} = 6\text{m}^2$

Total Area
 $10\text{m}^2 + 6\text{m}^2 = 16\text{m}^2$

NB

Ensure that you use same unit of measurement when calculating the area of your patio and border.

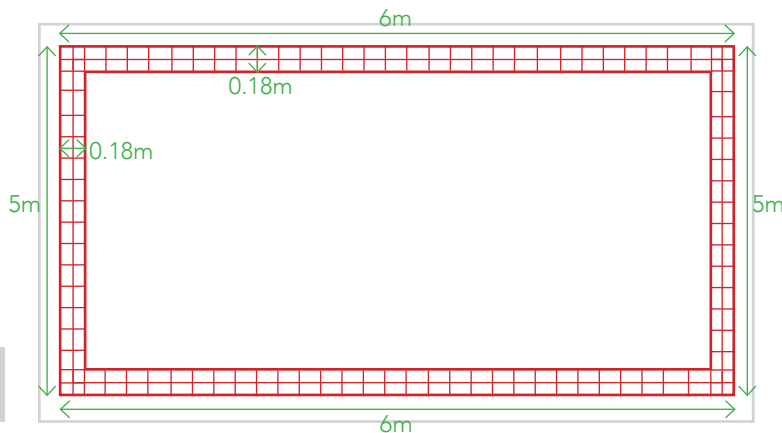
HOW TO CALCULATE A PATIO BORDER

- Measure the total length of your border (all sides)

E.g $6\text{m} + 5\text{m} + 6\text{m} + 5\text{m} = 22\text{m}$

- Multiply the total length by the width of the border
Using Tegula Setts as a border, each block is 90mm wide and 2 rows of Setts are normally used in a border i.e 180mm / 0.18m wide

E.g $22\text{m} \times 0.18\text{m} = 3.96\text{m}^2$



LAYING A PATIO

A simple patio can be an ideal DIY project. We offer everything you require for laying a patio.

However, we recommend that a professional paving contractor should be employed to undertake larger and more complex patio installations.

The main points to consider are...

- Plan your area carefully, including marking the area out if possible.
See Pages 29 & 30 for useful tips.
- If necessary, clear the ground where your patio will be laid.
See page 27 for Hire Plant & Equipment.
- Ensure suitable drainage is in place below and around your patio
See Page 23 for our range.
- Lay paving in suitable sub base.
See Page 25 for our range of Sand & Aggregates.
- Ensure there is a fall in the patio to allow water to run off.

Scan any of the QR following for further installation information



**Tobermore
Paving & Walling**



**Acheson & Glover
Paving**



**Acheson & Glover
Walling**

DELIVERY SERVICE



Let us take the hassle out of your project with the use of our Delivery Service. Our fleet of lorries can deliver all products for Hard Landscaping along with other materials such as Cement, Plasters, Plasterboard, Insulation, Timber and Drainage. All delivery vehicles are equipped with mechanical handling equipment to ensure fast, efficient and safe off loading at your site.

Ask in store for details.



Remember to pick up your 16 Page **Fencing & Decking Guide**. Available in all branches.



BUILDING



TIMBER



ROOFING



INSULATION




PLUMBING & HEATING



PLANT & TOOL HIRE



PAINT



HARDWARE



DOORS & FLOORS



BATHROOMS & TILES



STOVES



LANDSCAPING