

INDUSTRIAL HEAVY DUTY EN131-PROFESSIONAL ALUMINIUM STEPLADDERS

MANUFACTURED TO THE LATEST CUTTING-EDGE STANDARD...


- + Meets new improved torsion & durability test in BS EN131-2:2010 + A2:2017
- + Tested to a gruelling 50,000 cycle "climbing" durability test
- + Meets all strength requirements of BS2037 Class 1
- + Rated to a maximum load and duty rating of 150kgs.

TuFF STEPS FOR TuFF USE...

- + Deep 80mm serrated non-slip treads with ridge reinforcement & double riveting at each corner for maximum durability and comfort when working at height
- + Large ribbed channel section stiles, box section back legs, steel hinge & reinforced bottom tread & horns for improved resistance to heavy usage
- + Heavy duty 3mm thick, 5 Bar chequer plate high grip platform.

BRITISH DESIGN FOR MAXIMUM SAFETY, COMFORT & DURABILITY...

- + Hard wearing, non-slip feet for maximum grip on all floor surfaces
- + Equipped with tool tray for convenient storage
- + Available with single or double sided handrails
- + 10 Year Manufacturer's Warranty
- + **Sizes available: Platform - 3 to 12 treads (including platform), Swingback - 4 to 14 treads.**

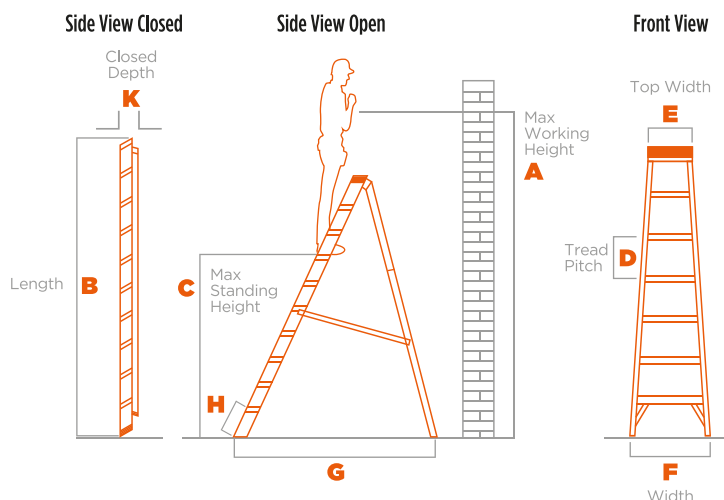


WHY LFI?
MY WORK.
MY SAFETY.
MY LADDER.

SWINGBACK & PLATFORM STEPLADDERS



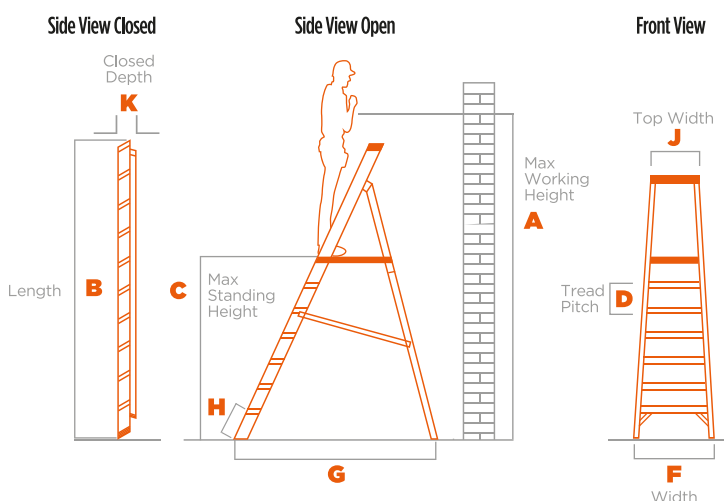
BS EN131
Professional
Licence No.
KM34154



SWINGBACK STEPLADDERS

Product SKU	No. of Treads***	A Max Working Height**	B x F Length x Width	C Max Standing Height*	G Open Depth	Weight (kg)
K3BP04	4	2.0	0.95 x 0.45	0.4	0.5	4.1
K3BP05	5	2.2	1.19 x 0.49	0.6	0.7	5.1
K3BP06	6	2.5	1.44 x 0.53	0.9	1.0	6.1
K3BP07	7	2.7	1.68 x 0.56	1.1	1.2	7.1
K3BP08	8	2.9	1.93 x 0.59	1.3	1.3	8.1
K3BP10	10	3.4	2.42 x 0.65	1.8	1.7	10.1
K3BP12	12	3.8	2.90 x 0.72	2.2	2.0	12.1
K3BP14	14	4.3	3.39 x 0.79	2.7	2.5	14.1

*Max Standing Height is on the 4th tread down
 **Max Working Height is calculated as Max Standing Height + 1.6m
 ***Number of treads includes top tread/tray



PLATFORM STEPLADDERS

Product SKU	No. of Treads***	A Max Working Height**	B x F Length x Width	C Max Standing Height*	G Open Depth	Weight (kg)
K3PF03	3	2.2	1.37 x 0.46	0.6	0.74	6.5
K3PF04	4	2.5	1.60 x 0.49	0.9	0.93	7.3
K3PF05	5	2.7	1.84 x 0.52	1.1	1.12	8.2
K3PF06	6	2.9	2.09 x 0.55	1.3	1.31	9.1
K3PF07	7	3.2	2.33 x 0.59	1.6	1.50	10.0
K3PF08	8	3.4	2.58 x 0.62	1.8	1.69	10.9
K3PF09	9	3.6	2.82 x 0.66	2.0	1.88	11.8
K3PF10	10	3.8	3.07 x 0.69	2.2	2.07	12.7

*Max Standing Height is on the platform
 **Max Working Height is calculated as Max Standing Height + 1.6m
 ***Number of treads includes the platform

COMMON DIMENSIONS

D	E	H	J	K
Tread Pitch	Top Width	Bottom Horn	Top Width	Closed Depth
0.26	0.33	0.16	0.28	0.13*

*Closed depth with handrails is 0.23

All dimensions in metres

Have an enquiry?
 Call us on 01531 820541 or
 email info@lfi-ladders.co.uk

britishladders.co.uk

