

## NEW & IMPROVED ROOF LADDER WITH STEEL RIDGE HOOKS



### LIGHTWEIGHT STEEL & ALUMINIUM CONSTRUCTION FOR EASY MANOEUVRING INTO POSITION...

- ✦ Heavy duty galvanised steel hooks with aluminium cross bars give best strength whilst remaining lightweight and easy to move around
- ✦ Large diameter wheels allow easy positioning on roof
- ✦ PVC covered bearers for improved grip and protection of roof tiles
- ✦ Suitable for all roof pitches between 25 & 55 degrees.

### BRITISH DESIGN FOR MAXIMUM SAFETY, COMFORT & DURABILITY...

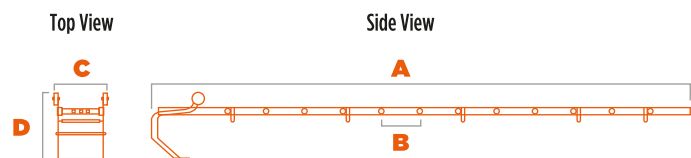
- ✦ Large heavy duty 33 mm square rungs with 4-way crimp & swage for comfort and grip whilst working from the roof
- ✦ Flat-packed for easy transport and replacement of worn or damaged parts
- ✦ 5 Year Manufacturer's Warranty
- ✦ Single Roof Ladders available from 3.5m to 5.5m
- ✦ Double Roof Ladders available, extending up to 7.5m.

AVAILABLE AS  
SINGLE & DOUBLE  
SECTION LADDERS  
EXTENDING UP TO  
**7.5m**



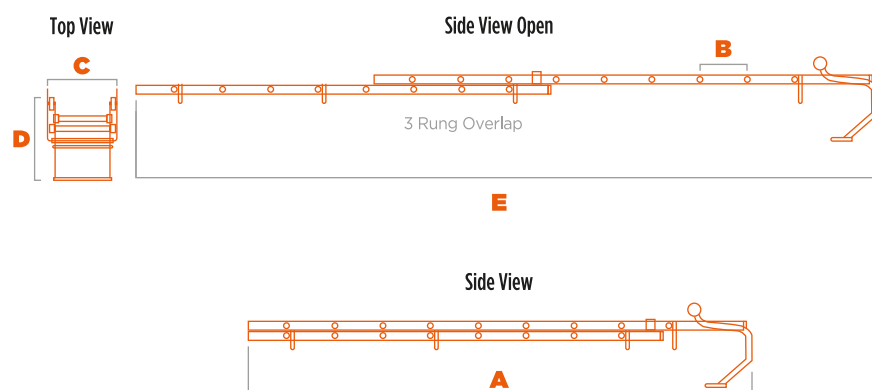
**WHY LFI?  
MY WORK.  
MY SAFETY.  
MY LADDER.**

## SINGLE ROOF LADDER



### SINGLE ROOF LADDER

Product SKU	Rung Count Top + Bottom Section	<b>A</b> Length	Weight (kg)
H8RL35	11	3.57	14.1
H8RL40	13	4.07	15.4
H8RL45	14	4.57	16.7
H8RL50	16	5.07	18.0
H8RL55	18	5.57	19.3



### DOUBLE ROOF LADDER

Product SKU	Rung Count Top + Bottom Section	<b>A</b> Closed Length	<b>E</b> Open Length	Weight (kg)
H8RD30	9 + 8	3.07	4.57	19.6
H8RD35	11 + 10	3.57	5.57	22.1
H8RD40	13 + 12	4.07	6.57	24.6
H8RD45	14 + 13	4.57	7.57	27.1

### IMPORTANT SAFETY NOTICE

As with any Work At Height activity, a suitable risk assessment should be conducted before use. The Risk Assessment should pay special attention to how you get the ladder on the roof safely & the general condition of the roof to sustain your weight. It is highly recommended that a form of fall arrest system is used. Please contact OTJ Training on 01531 821 779 for more information on the safe use of this equipment.

### OTHER DIMENSIONS

<b>B</b> Rung Pitch	<b>C</b> Width	<b>D</b> Depth
0.29	0.43	0.59

All dimensions in metres

### Have an enquiry?

Call us on 01531 820541 or  
email [info@lfi-ladders.co.uk](mailto:info@lfi-ladders.co.uk)

 **britishladders.co.uk**

