



Precision Stoves

Defra Smoke Exempt

Direct Air Capability

SEAI Verified

EcoLabel Compliant

Hetas Approved



More multi fuel stove for your money.

Precision. Exactly right for you...

Rekindle your love of living flames and abundant heat from a wood fire – it's one of life's greatest pleasures. Now wood burning can also be seen as an effective 'renewable' energy source, so you can also do your bit for the environment. Wood burning stoves are the renewable that anyone can buy into without breaking the bank. That's because they tick all of the boxes as a practical, sustainable and energy independent heating source and Precision stoves tick more boxes than most with their advanced clean-burn combustion technology and exceptional value-for-money. So because of this, you can be sure that choosing a new Precision stove will easily be one of your cleanest, greenest and smartest decisions...

The seal of approval

All Precision stoves have been CE tested in the UK and Holland to ensure that they meet or exceed all strict EU safety, constructional, operational and emissions standards – a number of them already meet the forthcoming EcoLabel emissions criteria, which is even stricter. Precision stoves are Construction Products Regulations (CPR) compliant and many models in the range have also been approved by Hetas. Our heat output and efficiency figures have also been officially verified and listed on the Sustainable Energy Authority of Ireland's (SEAI) home-heating HARP database.

Advanced Clean Burn Combustion

Hi-Flame's unique Pre-heated Tertiary Air System, which uses the exceptional heat emanating from the cast iron back-plate, ensures continuous cleaner burning and also helps to wring out every calorie of heat from the fuel. The ultra-clean Precision I and II models are Defra Smoke Exempted to allow you to burn wood in a UK Smoke Control Area. All Precision stoves feature a highly effective pre-heated airwash system to help maintain cleaner glass.



Easier to operate and to maintain

Highly responsive combustion air controls combined with pre-heated Tertiary Air* (for lower emissions) make it easier for you to set the ideal heat output and to effectively prolong the life of the fuel for maximum economy. All Precision stoves have been designed with the minimum number of components and with easy maintenance in mind. For example, baffle plates, firebricks and firegrates are all simple to remove without the need for tools.

Premium quality guaranteed 5 years

Just because Precision stoves are highly affordable it doesn't mean that we've cut any corners when it comes to design, materials or workmanship – simply compare our build quality to see exactly what we mean. UK-designed, precision engineered and robot-welded, superior F-type detailed castings and premium quality components (from companies such as Forest Paint of USA and Schott Glass of Germany) ensure that your new Precision stove will not only exceed your expectations but will also continue to provide you with pleasurable heat for many years to come and well beyond our 5 years Warranty.

The right choice for choice and value

You can be sure that there's a Precision stove exactly right for you and your budget because there's so much choice on offer – inset or free-standing (with or without a log store), boiler or non-boiler, Defra and Hetas approved and with or without the practical direct air option which helps eliminate annoying drafts. Whatever your choice, you can be confident that they all have one thing in common – exceptional value for money.

WE NEED TREES,
not only for affordable
energy, but to help
keep our earth cooler.
They absorb Carbon
Dioxide (CO₂), a major
greenhouse gas and
remove it from the air;
store it and, through
photosynthesis, turn it
into fresh Oxygen.
Just like children,
trees are the future.



PRECISION I Model HF905-SE 4.9kW High Option store stand model HF905-SE-H

Clean burn Defra Smoke Exempt multi fuel stove with High option store stand (See High Option pages)

84.3% Net Efficiency (Wood)

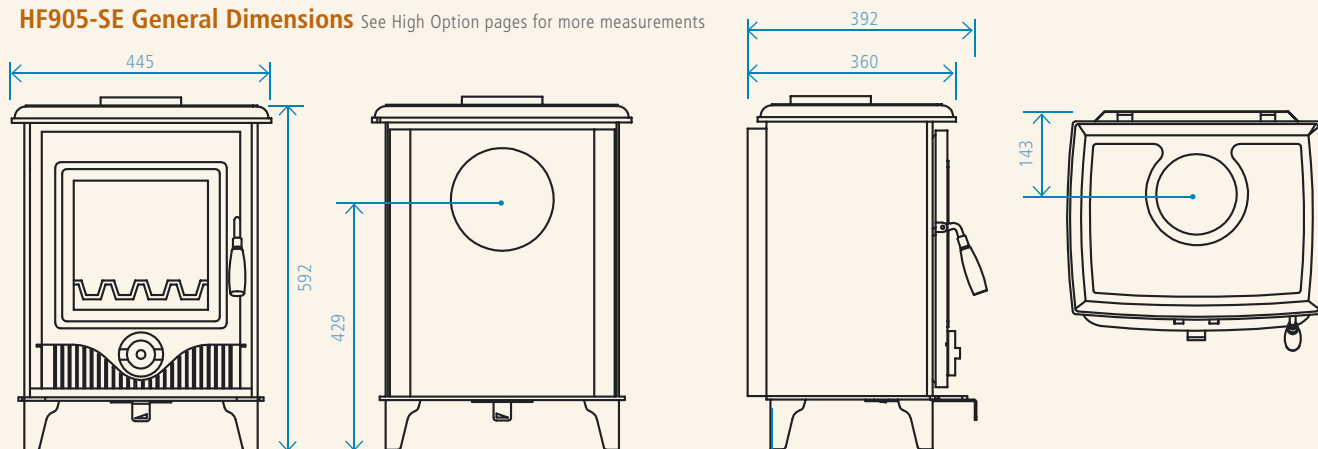
- Hetas Approved Appliance
- Officially listed Defra Smoke Exempt Stove
- SEAI Verified test data
- Top or rear 125mm (5") flue outlet option
- Easily takes logs up to 250mm (10")
- No air vent' required in pre-2008 houses
- Optional Direct Air Kit (subject to Building Regs & Spillage)
- Suitable for 12 mm hearth (subject to Building Regs)
- CE EN13240 Tested in the United Kingdom
- Stove net weight 79kg (HF905-SE-H High 85kg)



Precision I High Option HF905-SE-H
increases overall height of stove to 727mm



HF905-SE General Dimensions See High Option pages for more measurements





PRECISION I HF905-SE

EFFICIENCY 84.3%

HEAT TO ROOM 4.9kW

PRECISION II Model HF907-SE 8.0kW High Option store stand model HF907-SE-H

Clean burn Defra Smoke Exempt multi fuel stove with High option store stand (See High Option pages)

78.0% Net Efficiency (Wood)

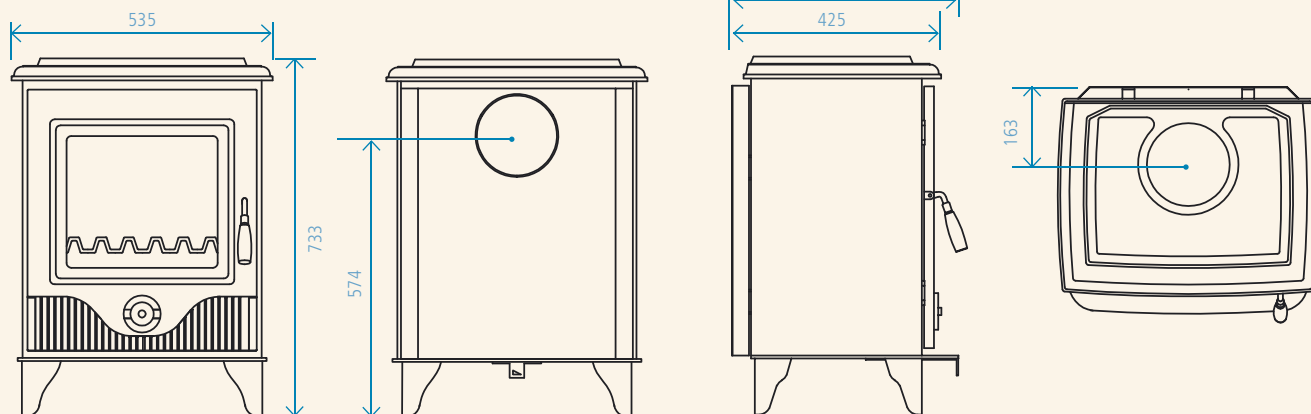
- Model with integral Log Store also available (HF907-SE-H)
- Hetas Approved Appliance
- Officially listed Defra Smoke Exempt Stove
- Efficiency and heat output declaration verified by SEAI
- Top or rear 150mm (6") flue outlet option
- Easily takes logs up to 350mm (14")
- Optional Direct Air Kit (subject to Building Regs & Spillage)
- Suitable for 12 mm hearth (subject to Building Regs)
- CE EN13240 Tested in Holland
- Stove net weight 113kg (HF907-SE-H High 122kg)



Precision II High Option HF907-SE-H
increases overall height
of stove to 888mm



HF907-SE General Dimensions See High Option page for more measurements



PRECISION II HF907-SE

EFFICIENCY 78.0%

HEAT TO ROOM 8.0kW



PRECISION III Model HF910 10.0kW Boiler model HF910-B

High output clean burn multi fuel stove with Central Heating Boiler option

80.3% efficiency (Wood)

- Top or rear 150mm (6") flue outlet option
- Takes logs up to 400mm (16")
- CE EN13240 Tested in the United Kingdom
- Stove net weight 140kg (Precision III Boiler 160kg)
- Single door for safety and ease of operation

The Precision III Features

- Pre-heated Secondary Airwash system for clear glass
- Pre-heated Tertiary Air for clean burning
- Primary Air for mineral fuel burning
- Premium cast multi fuel grate with external riddler
- Heavy duty steel bodywork
- Premium cast iron lid and door
- Premium cast iron firechamber back plate


The Precision III Boiler features

- Heat output: Room up to 5.9kW / Water up to 9.7kW
- Net efficiency up to 75.5% (Wood)
- Thermostat for improved comfort control
- 4 x 1" BSP (28mm) ports for flexible connection

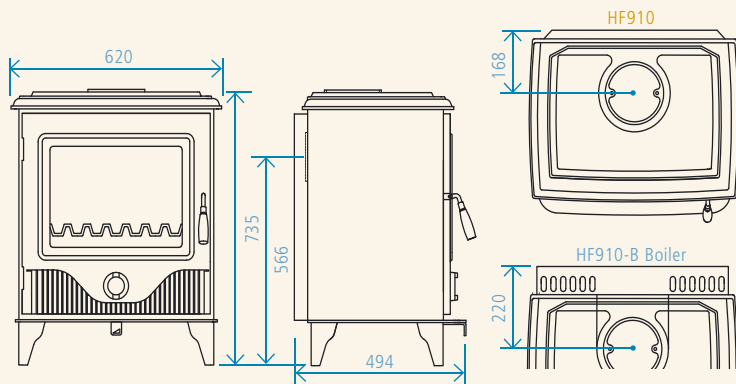


Precision III Boiler HF910-B

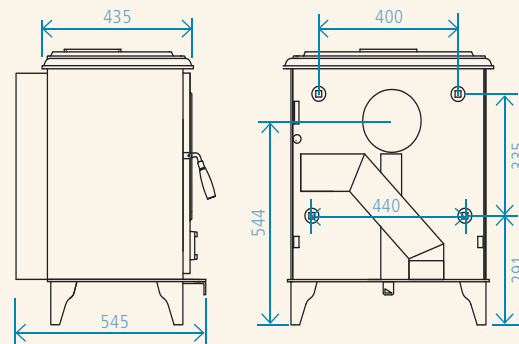
(Shown right)
The 9.7kW output to water makes it exactly the right choice for a family home central heating system and its multi fuel set-up and precise control helps ensure prolonged fuel-efficient burn cycles



HF910 General Dimensions mm



HF910-B Boiler Additional Dimensions mm





PRECISION III	HF910
EFFICIENCY	80.3%
HEAT TO ROOM	10.0kW

PRECISION III CENTRAL HEATING BOILER	HF910-B
EFFICIENCY <i>up to</i>	75.5%
HEAT TO ROOM <i>up to</i>	5.7kW
HEAT TO WATER <i>up to</i>	9.4kW
RADIATORS <i>up to</i>	12

PRECISION I AND PRECISION II HIGH OPTIONS

Clean burn Defra Smoke Exempt multi fuel stoves with store stand

Make a strong visual statement in your fireplace – opt for the High option which is available on our two most popular stoves

- All the same advantages, but taller – great for the bigger fireplace opening
- Same heavy-duty plate steel bodywork construction throughout

- Ex-Air Direct Air Kit also available (Subject to Building Regulations and Spillage Tests)

Height from floor to centre of Ex-Air intake:

HF905-SE-H 179mm

HF907-SE-H 221mm

- Both models suitable for use with a 12mm hearth (subject to Building Regulations)

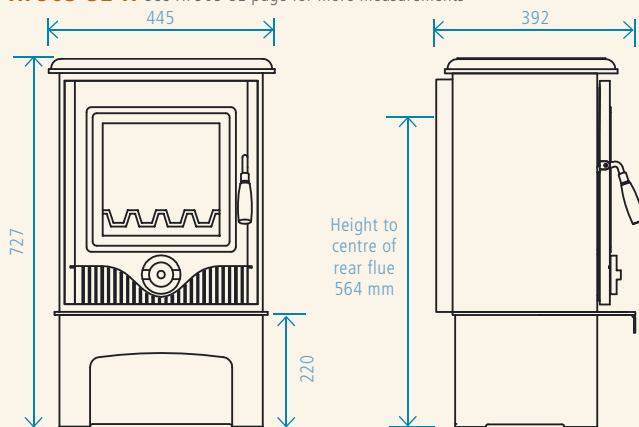


HF905-SE-H

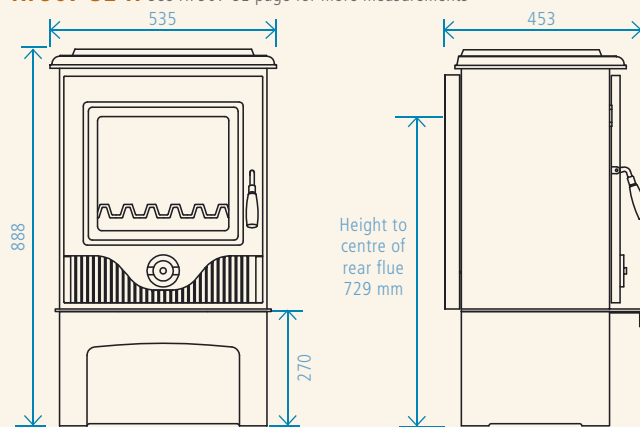


HF907-SE-H

HF905-SE-H See HF905-SE page for more measurements



HF907-SE-H See HF907-SE page for more measurements



NB Stoves are not to scale with each other



PRECISION I HIGH OPTION
HF905-SE-H

EFFICIENCY	84.3%
HEAT TO ROOM	4.9kW

PRECISION INSET Model HF357i 4.9kW Inset Boiler model HF357i-B

Clean burn multi fuel inset stove with Central Heating Boiler option

75.2% Net Efficiency (Wood)

- Hetas Approved Appliance
- Top 150mm (6") flue outlet only
- Takes logs up to 250mm (10")
- No air vent required in pre-2008 houses
- CE EN13229 Tested in the United Kingdom
- Stove net weight 90kg (Boiler version 100kg)



The Precision Inset Features


- Pre-heated Secondary Airwash system for clear glass
- Primary Air for mineral fuel burning
- Premium cast iron multi fuel grate
- Heavy duty steel bodywork
- Premium cast iron lid, door, firechamber back plate and fire cheeks

The Precision Inset Boiler HF357i-B

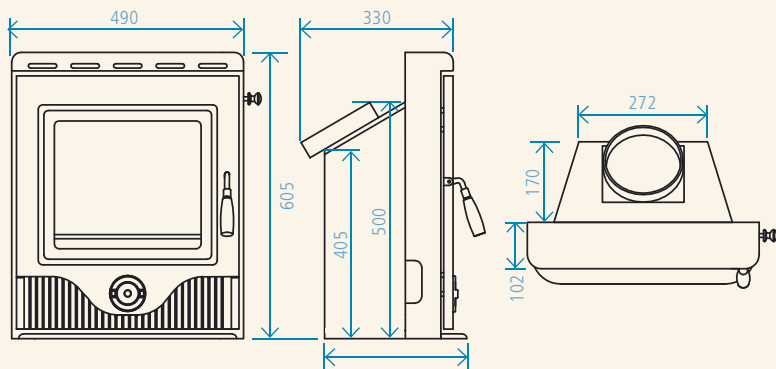
- Heat output: Room up to 5.0kW / Water up to 9.2kW
- Net efficiency 80.2% (wood)
- Thermostat for improved comfort control
- 2 x 2 1" BSP (28mm) side ports for easy connection

Precision Inset Boiler HF357i-B

Designed to fit inside a standard fireplace opening with minimal building work the Precision Inset Boiler can deliver enough heat output to power up to 10 radiators. (shown right in the gloss black enamel option)

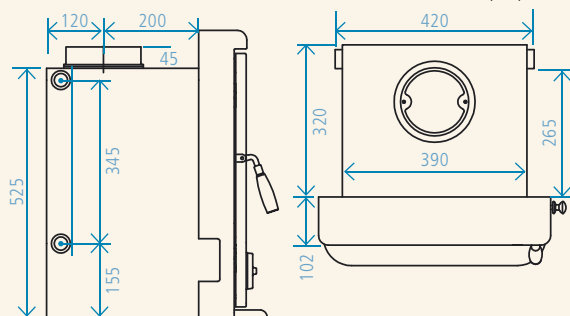


HF357i Inset General Dimensions mm



HF357i-B Inset Boiler Additional Dimensions mm

Fascia dimensions are the same as the Precision Inset HF357i (left)





PRECISION INSET	HF357i
EFFICIENCY	75.2%
HEAT TO ROOM	4.9kW

PRECISION INSET CENTRAL HEATING BOILER	HF357i-B
EFFICIENCY <i>up to</i>	80.2%
HEAT TO ROOM <i>up to</i>	5.0kW
HEAT TO WATER <i>up to</i>	9.2kW
RADIATORS <i>up to</i>	10

PRECISION CONVECTOR INSET Model HF5902 4.9kW Wood / 6.9kW Mineral Fuel

Clean burn Defra Smoke Exempt multi fuel Convector Inset Stove with 3-sided (3S) or 4-sided (4S) frame option

87.6% Net Efficiency (Wood)

- 77.2% efficiency for smokeless mineral fuel
- Hetas Approved Appliance
- Clean burning Defra Smoke Exempt Stove
- SEAI Verified test data
- Top 150mm (6") flue outlet only
- Easily takes logs up to 250mm (10")
- CE EN13229 Tested in the United Kingdom
- Stove net weight approximately 73kg for 3S and 76kg for 4S

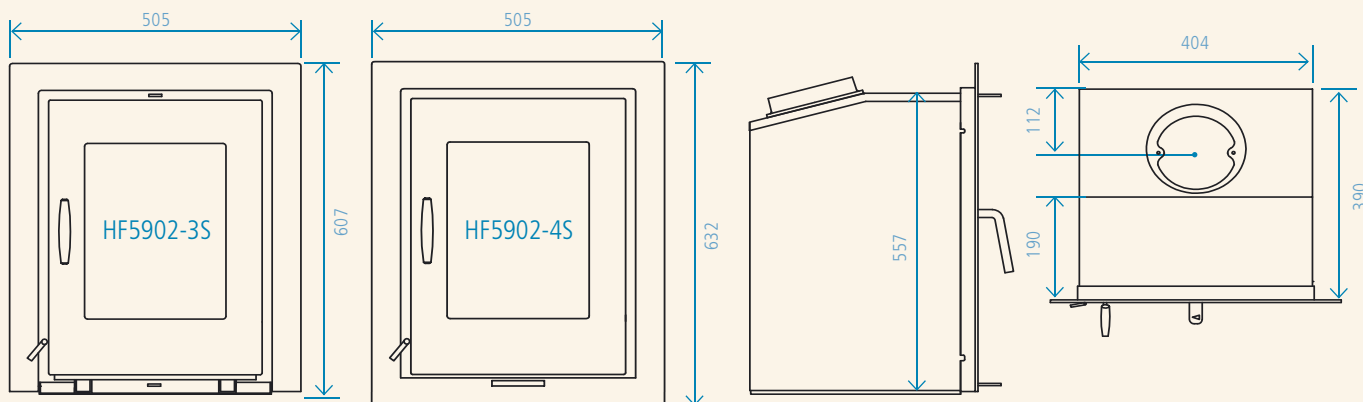


HF5902-3S with 3-sided frame

The Precision Convector Inset Features

- Pre-heated Secondary Airwash system for clear glass
- Pre-heated Tertiary Air for even cleaner burning
- Primary Air Control for efficient mineral fuel burning
- Premium cast iron multi fuel open grate
- External Riddler for multi fuel operation
- Robot welded heavy duty steel bodywork
- Premium cast iron warp-proof door
- Vermiculite lined firechamber for greater efficiency

HF5902 General Dimensions mm





CONVECTOR INSET HF5902-4S

EFFICIENCY 84.3%

HEAT OUTPUT WOOD 4.9kW

HEAT OUTPUT MINERAL 6.9kW

Precision Stoves At-a-glance...

FREE-STANDING CLEAN BURN STOVES

Name	Model	Enamel	Effic'	Weight	Log	Flue Diameter	Dimensions mm	Water	Room
Precision I	HF905-SE	N / A	84.3%	79kg	250	125mm T & R	H592 W445 D392	N / A	4.9 kW
Precision I High	HF905-SE-H	N / A	84.3%	85kg	250	125mm T & R	H727 W445 D392	N / A	4.9 kW
Precision II	HF907-SE	N / A	78.0%	113kg	350	150mm T & R	H735 W535 D453	N / A	8.0 kW
Precision II High	HF907-SE-H	N / A	78.0%	122kg	350	150mm T & R	H888 W535 D453	N / A	8.0 kW
Precision III	HF910	N / A	80.3%	140kg	400	150mm T & R	H735 W620 D494	N / A	10.0 kW

DEFRA SMOKE EXEMPT STOVES

Name	Model	Enamel	Effic'	Weight	Log	Flue Diameter	Dimensions mm	Water	Room
Precision I	HF905-SE	N / A	84.3%	79kg	250	125mm T & R	H592 W445 D392	N / A	4.9 kW
Precision I High	HF905-SE-H	N / A	84.3%	85kg	250	125mm T & R	H727 W445 D392	N / A	4.9 kW
Precision II	HF907-SE	N / A	78.0%	113kg	350	150mm T & R	H735 W535 D453	N / A	8.0 kW
Precision II High	HF907-SE-H	N / A	78.0%	122kg	350	150mm T & R	H888 W535 D453	N / A	8.0 kW
Inset Convector 3S/4S	HF5902-3S/4S	N / A	87.6%	73/76kg	250	150mm Top only	H607/632 W505 D390	N / A	4.9kW

INSET STOVES

Name	Model	Enamel	Effic'	Weight	Log	Flue Diameter	Dimensions mm	Water	Room
Precision Inset	HF357i	● Black	75.2%	90kg	250	150mm Top only	H605 W490 D330	N / A	4.9kW
Inset Convector 3-Side	HF5902-3S	N / A	87.6%	73kg	250	150mm Top only	H607 W505 D390	N / A	4.9kW
Inset Convector 4-Side	HF5902-4S	N / A	87.6%	76kg	250	150mm Top only	H632 W505 D390	N / A	4.9kW
Precision Inset Boiler	HF357i-B	● Black	80.2%	100kg	250	150mm Top only	H7605 W490 D422	7.5kW	4.8kW

BOILER STOVES

Name	Model	Enamel	Effic'	Weight	Log	Flue Diameter	Dimensions mm	Water	Room
Precision Inset Boiler	HF357i-B	● Black	80.2%	100kg	250	150mm Top only	H7605 W490 D422	7.5kW	4.8kW
Precision Boiler	HF910-B	N / A	74.3%	160kg	400	150mm T & R	H735 W620 D545	9.4 kW	5.7kW

Precision Multi Fuel Stoves

Holmes Chapel Business Park
Manor Lane

Holmes Chapel

Cheshire CW4 8AF

www.hi-flame.com

hi-flame
MULTI FUEL STOVES



Information is correct at time of going to press and is intended for guidance purposes only. Hi-Flame and Precision operate a policy of continuous product improvement and therefore we reserve the right to amend products and specifications without prior notice. Where any aspect of our product is critical to your purchasing decision then we strongly recommend that you consult your local authorised Precision dealer who will be able to advise you.

©Hi-Flame Fireplace (UK) Ltd 2016. Horse Flame® and Precision are the registered and trading names of Hi-Flame

